

Sustained commercial activity,
improved results
and increased financial solidity

February 27th, 2014

Results for the year ended December 31, 2013

Net banking income	€11,977 m	→	Net banking income (+4.5%) growing... thanks to strong retail banking activity
Net income of which, attributable to owners of the company	€2,214 m €2,011 m	→	Good performances (+21.5%) (+24%)
Core tier 1 capital adequacy ratio (Basel 2.5)	14.6 %	→	Solid financial structure
Business			
Loans	€275.9 b	→	Active financing of the economy (+2.4%) thanks to
Total savings	€523.7 b		
- of which bank deposits	€226.5 b	→	- strong deposit inflow, (+6.0%)
- of which insurance products	€68.3 b		- sustained performance in savings and insurance.
- of which savings	€228.9 b		

The CM11-CIC Group posted a sound performance in 2013. While pursuing its strong ambitions for members and customers, it successfully combined growth, efficiency and effective risk management. It continued to grow in its various business lines - banking, insurance and services - while helping to finance regional economic growth.

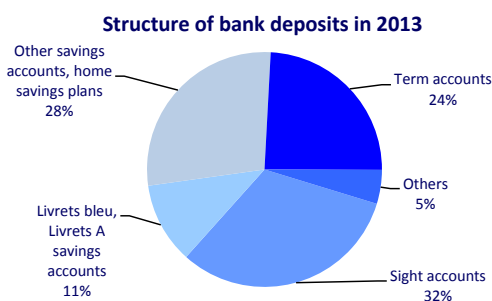
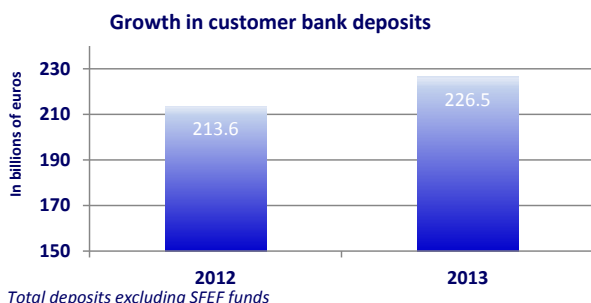
Its sound commercial performances, boosted in particular by retail banking, which accounted for 80% of the Group's net banking income, enabled it to generate net income of more than €2.2 billion, up 21.5% year-on-year.

Sustained commercial activity

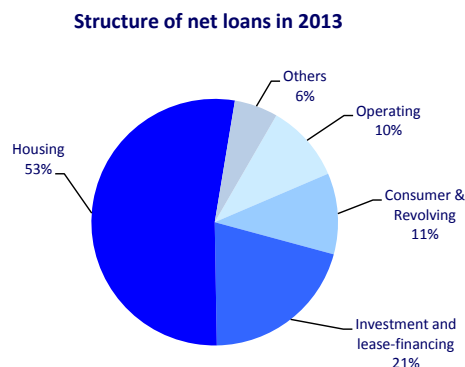
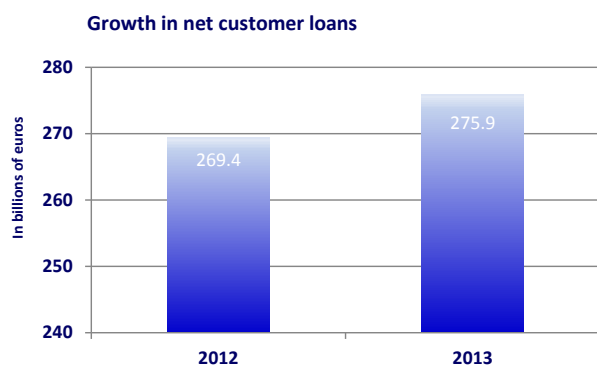
Commercial activity continued to grow in 2013. As a whole the CM11-CIC Group entities won more than 300,000 new customers, bringing the overall total to 24.1 million.

- **Banking**

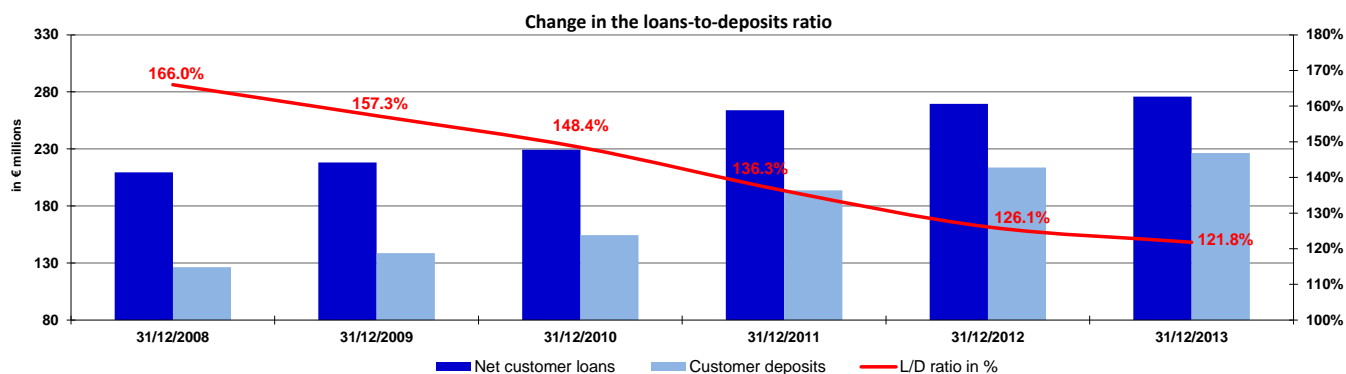
Bank deposits posted further gains, increasing by 6% (excluding SFEF funds) to nearly €226.5 billion. The €13 billion increase in total deposits resulted primarily from higher deposits on sight accounts (+13.6%) and on the Group's Livret Bleu and Livret A savings accounts (+8.4%), and from growth in home savings accounts (+4.5%).



Total loan outstandings increased by nearly €6.5 billion to €275.9 billion, up 2.4%. This increase can be attributed to the 4.5% growth in investment loans to €2.4 billion and the 3.5% growth in housing loans to €4.9 billion, the latter having picked up following the real estate market recovery of 2012. These improvements reflect the CM11-CIC Group's longstanding and continuing commitment to supporting the projects of companies and individuals at both the national and regional levels.



These changes brought about a very marked improvement in the loan-to-deposit ratio, which stood at 121.8% as of December 31, 2013, compared with 126.1% one year earlier. In turn, this reduces the Group's dependence on the markets for refinancing.



• Insurance

In an uncertain and constantly changing environment, the CM11-CIC Group's second business line recorded a high level of activity. 2013 was also the year of first-time consolidation of the Spanish subsidiary Agrupacio.

Groupe des Assurances du Crédit Mutuel (GACM) had 8.4 million policyholders at the end of the year, up 530,000. The number of policies totaled €26.2 million (up 1.3 million), with property and casualty insurance accounting for 87% of this growth.

Premium income from life insurance and insurance-based savings products totaled more than €6.1 billion, a 30% increase. At constant scope, the €1.8 billion increase in net premium income fueled a more than 5 percentage point increase in assets under management. With an increase in revenues of 8.1% (4.8% excluding Agrupacio), property and casualty insurance continued on its steep growth curve. Personal insurance saw growth of 8.5% with the integration of the Spanish subsidiary (up 3.3% at constant scope).

• Services

The CM11-CIC Group's technological expertise has enabled it to develop a services activity based on telephony and remote surveillance.

Its subsidiary EI Telecom has 1.2 million active customers and is actively helping to drive the increase in contactless payments.

Euro Protection Surveillance has more than 328,000 subscribers (up 16%) and continues to strengthen its number one position in the French residential remote surveillance market, with a roughly 35% market share.

Sound improvement in results

<i>(€ million)</i>	2013	2012
Net banking income	11,977	11,462
General operating expenses	(7,431)	(7,341)
Gross operating income	4,546	4,121
Income before tax	3,436	2,880
Net income	2,214	1,823
of which, attributable to owners of the company	2,011	1,622

- **Interest margin and fee income**

The recovery of the interest margin combined with the increase in net fee income contributed to the growth in net banking income, which amounted to nearly €12 billion, compared with €11.5 billion a year earlier (up 4.5%). This increase, which was chiefly attributable to retail banking, was helped by a decrease in the cost of funds, which offset the fall in loan yields. Also on a positive note, this business line recorded an increase in loan fees and financial fees, received notably in connection with stock market transactions.

- **General operating expenses**

General operating expenses came to €7.4 billion in 2013, reflecting a tightly controlled increase of 1.2%. In 2013, the CM11-CIC Group benefited from the competitiveness and employment tax credit (CICE), which notably enabled it to maintain and even increase its employee training allocation to a level well above the regulatory minimum, thus enhancing the Group's overall competitiveness.

It also facilitated the development of new technologies and new tools, the expansion of the Group's sales and marketing teams and its prospection of new markets in France and abroad.

The cost-to-income ratio came to 62% in 2013, compared with 64% in 2012.

- **Net provision allocations/reversals for loan losses**

Total net provision allocations/reversals for loan losses rose €30 million in 2013 to reach €1.1 billion at the end of the year. They concerned the branch network essentially. The total cost of risk on the customer book increased by 5.8%, notably reflecting the impact of the crisis on the CM11-CIC Group's corporate and self-employed professional customers.

Net provision allocations/reversals for customer loan losses represented 0.38% of loan outstandings compared with 0.37% in 2012. At end-2013, the individual and overall non-performing loan coverage ratios came to 61.55% and 66.75%, respectively, compared with 59.61% and 64.66% a year earlier.

- **Net income**

Net income rose by 21.5% to more than €2.2 billion, thus proving the capacity of the CM11-CIC Group's business model to withstand the crisis and enabling it to strengthen its financial solvency.

Solid financial position strengthened

- **Liquidity and refinancing**

Access to market finance benefited from a generally favorable environment in 2013.

The CM11-CIC Group's customer-oriented strategy in retail banking and insurance combined with solid fundamentals gave it a firm advantage when approaching both French and international investors.

The Group now systematically meets international investors in the main global regions (Europe, the US and Japan), enabling it to enhance its reputation and lay the ground for new lending agreements. Its strategy of diversifying its investor base - notably outside the eurozone - allowed it to increase the share of foreign currency issues it makes.

In what is a sign of a confident market, the proportion of guaranteed loans issued by our subsidiary CM-CIC Home Loan SFH accounted for only 16% of the total, with most issues made by BFCM.

As regards treasury and refinancing activities, the Group pursued its existing strategy. In 2013, it:

- increased the proportion of medium- and long-term funding;
- consolidated the CM11-CIC Group's liquidity situation and totally secured it against a prolonged closure of the money markets by investing in an LCR and/or ECB-eligible asset buffer representing 149% of market finance due to mature within 12 months of December 31, 2013.

- **Medium- and long-term refinancing**

In 2013, the CM11-CIC Group raised €17.6 billion in external medium- and long-term funding, mainly in the second half of the year. Public issues made up 64% of this funding, with private placements thus accounting for a significant share.

US and Japanese investors also played a part in this fund raising via the following two issues in October 2013:

- an inaugural BFCM three- and five-year issue under US Rule 144A , for USD 1,750 million (€1,270 million);
- a BFCM Samurai issue for JPY 108 billion (€817 million), which was significant in terms of both size - as one of 2013's biggest issues of this kind in Japan - and quality, in that it attracted more than 100 different Japanese investors.

This brought the Group's medium- and long-term refinancing outstandings to €71.9 billion, representing 65% of total refinancing outstandings at December 31, 2013.

Lastly, the Group also strengthened its ties with the European Investment Bank when in late 2013 it secured a new €200 million portfolio of subsidized loans for SME financing. These loans will be distributed within Group entities with suitably eligible customers.

- **Short-term refinancing**

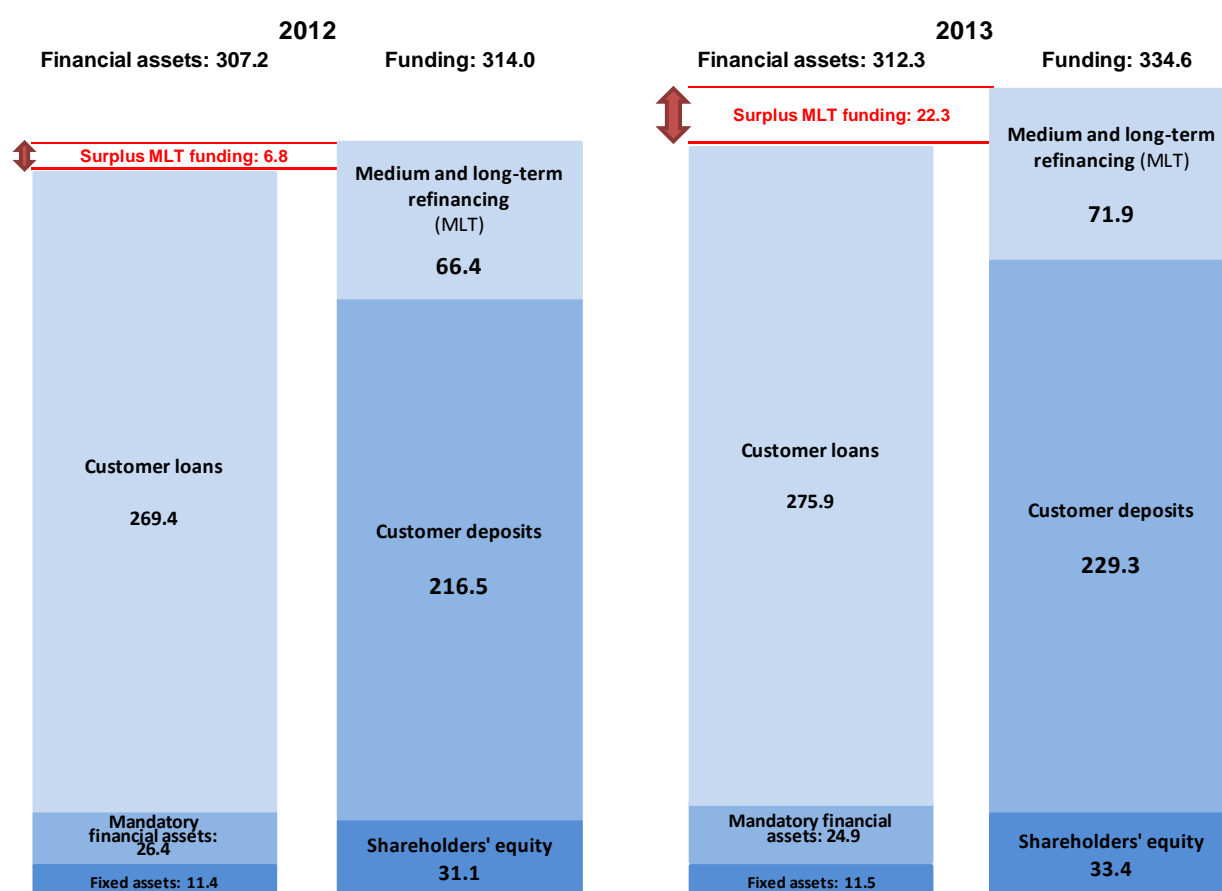
The Group maintained its presence on the short-term money market with operations by its treasury sales teams in Paris, Frankfurt and London. These were part of its various short-term programs offering NCDs, ECP and London CDs.

These provide the Group with a liquidity reserve of €75.8 billion in the form of central bank deposits and ECB-eligible discounted securities and receivables.

- **Stable funding surplus**

The CM11-CIC Group had a stable funding surplus over stable financial assets of €22.3 billion. This is a result of the policy implemented for a number of years consisting of strengthening customer deposits and extending the maturity of its market debt.

Structural strengthening of the Group's stable funding and financial assets (€ billion)



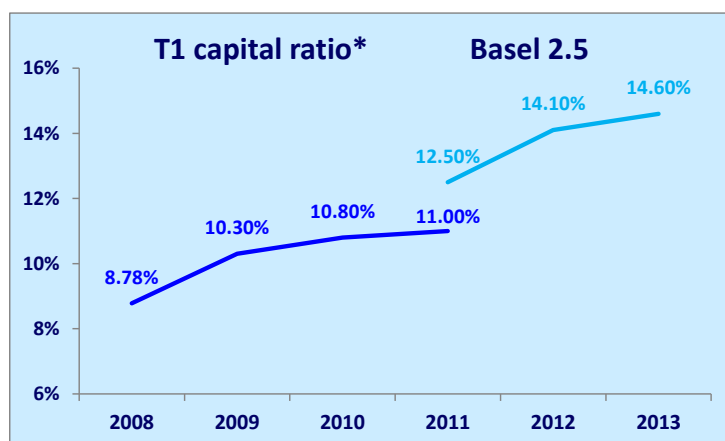
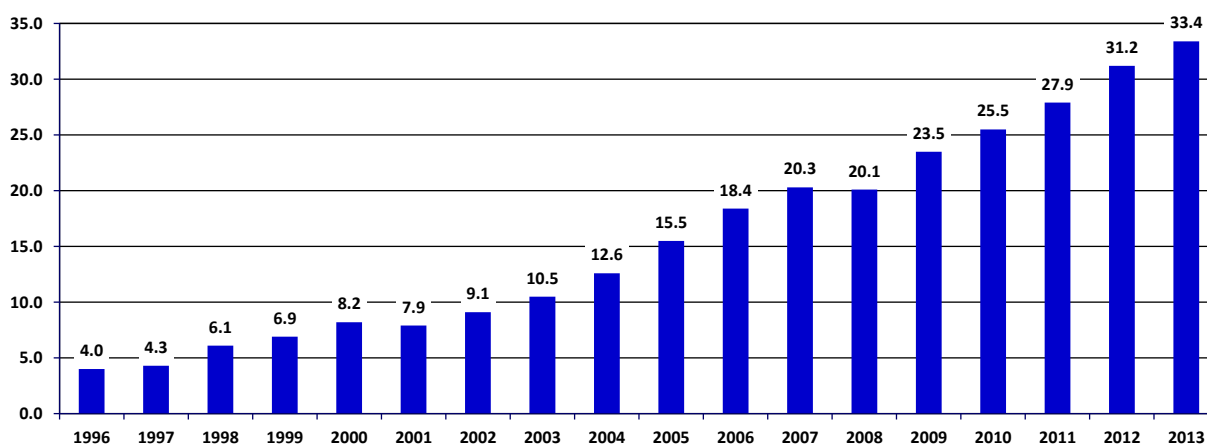
figures in billions of euros

- **Capital adequacy**

As of December 31, 2013, shareholders' equity and deeply subordinated securities totaled €33.4 billion and tier 1 regulatory capital was €22.6 billion. The core tier 1 capital adequacy ratio, calculated according to the Basel 2.5 rules, came to 14.6%, one of the best levels in Europe, which facilitates the Group's access to the financial markets.

According to the Basel 3 rules, defined in the Capital Requirements Regulation of 26 June 2013 effective from January 1, 2014, the core tier 1 ratio at December 31, 2013 came to 13.0%. The Group's leverage ratio came to 5.2%.

Growth in total shareholders' equity and deeply subordinated securities (€ billions)



	Basel 3* (excluding temporary measures)
At December 31, 2013	
Core tier 1 ratio	13.0 %
Overall ratio	15.8 %
Leverage ratio (minimum ratio of 3% to be complied with by January 1, 2018)	5.2%

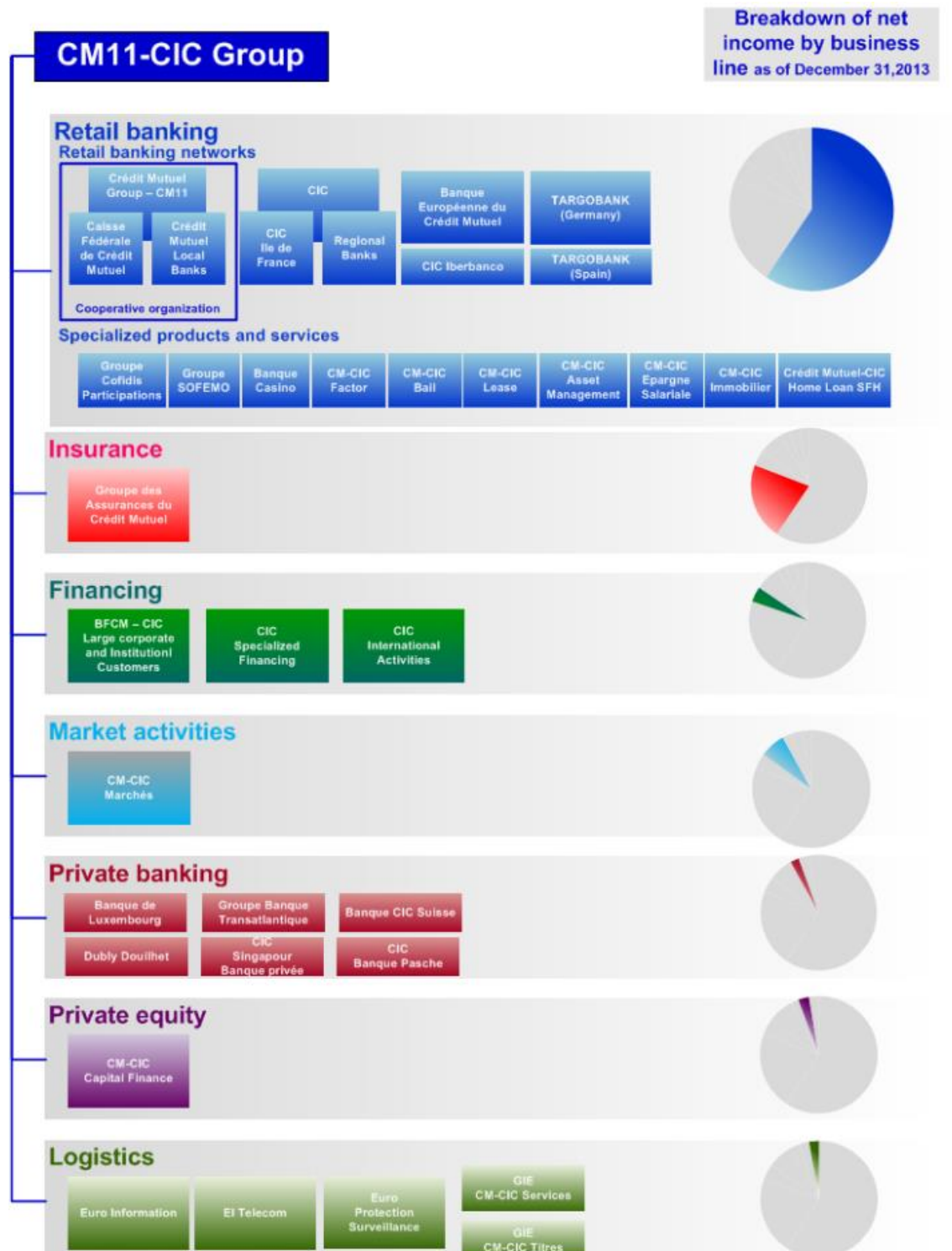
*as required under CRR/CRD4; risk-weighted for the equity-accounted value of Group insurance companies

- **Rating**

Credit rating agencies Moody's and Fitch maintained Banque Fédérative du Crédit Mutuel's long-term rating in 2013, while Standard & Poor's lowered it by one notch. This downgrade, linked to the outlook and the economic environment in France, does not cast doubt on the fundamentals of Crédit Mutuel. The Group's ratings remain as high as those assigned to any other French bank, and bear witness to its solid financial structure.

	Standard & Poor's	Moody's	Fitch Ratings
Long-term rating	A	Aa3	A+
<i>Outlook</i>	<i>Stable</i>	<i>Negative</i>	<i>Stable</i>

CM11-CIC Group's business lines and main subsidiaries Business lines' contribution to 2013 net profit



Retail banking, the core business

<i>(€ million)</i>	2013	2012	Change
Net banking income	9,311	8,782	+6.0%
General operating expenses	(5,721)	(5,713)	+0.1%
Gross operating income	3,590	3,070	+16.9%
Income before tax	2,625	2,111	+24.3%
Net income	1,744	1,361	+28.1%

Retail banking is CM11-CIC Group's core business and accounts for nearly 80% of its net income. It includes the Crédit Mutuel local mutual banks, the CIC branches, Banque Européenne du Crédit Mutuel, CIC Iberbanco, the Targobank branches in Germany and Spain, Cofidis Participations, Banque Casino and all the specialized businesses, whose product marketing is performed by the branch networks and which comprise insurance brokerage, equipment leasing and rentals with purchase options, real estate leasing, factoring, fund management, employee savings, telephony, remote surveillance and real estate sales.

All of these businesses recorded satisfactory commercial performances in 2013. Bank deposits - one of the Group's priorities for greater refinancing of its loans through internal funding - rose by more than 5%. Loan outstandings also rose, albeit at a slower pace (+2.8%).

Net banking income totaled €9,311 million in the year ended December 31, 2013, up 6%. This growth was attributable to:

- the recovery of the interest margin linked to the fall in the cost of funding resulting from lower regulated interest rates on Livret Bleu and sustainable development savings accounts, etc., which offset the fall in loan yields;
- growth in net fee income (up 5.4%), which accounted for more than 35% of this division's NBI. Insurance commissions paid on to the retail banking division totaled €946 million. Branch network fee income recorded a 5.8% increase, accountable for notably by loan and account fees (€1,122 million) and fees on stock market transactions (€234 million). Fee income from services (remote banking, remote surveillance, real estate transactions and telephony) was unchanged at €213 million, while fee income from means of payment contracted to €428 million.

General operating expenses came to €5,721 million, an equivalent level to 2012. The cost-to-income ratio came to 61.4%, up 3.6 points.

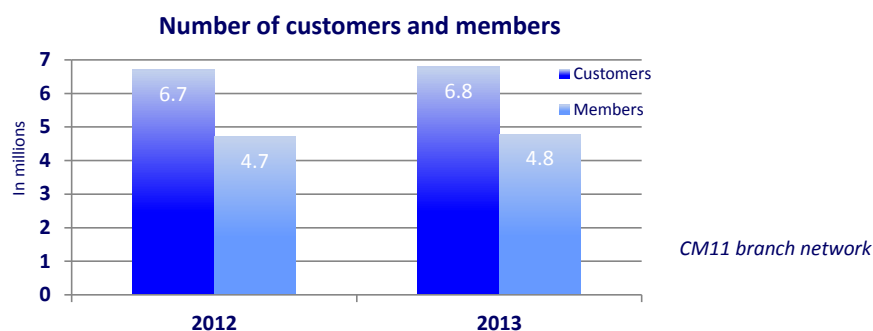
Net provision allocations/reversals for loan losses increased by €142 million to €1,020 million.

Lastly, net income for the year ended December 31, 2013 came to €1,744 million, an increase of more than 28%.

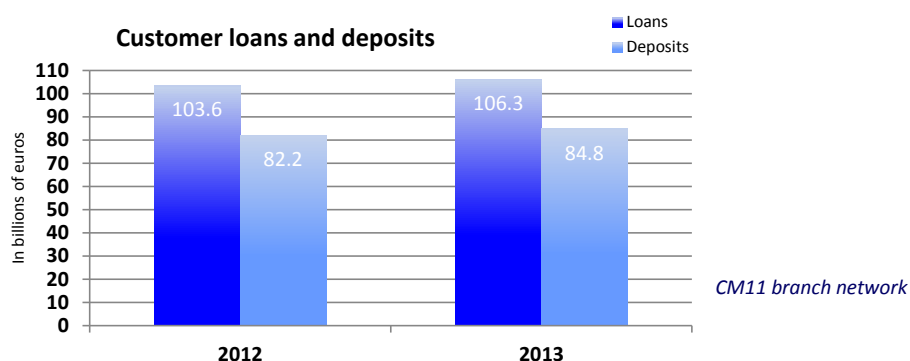
The branch networks

- **Crédit Mutuel 11 Group**

CM11 Group continued to serve the needs of its customers: individuals, associations, self-employed professionals and corporates. The number of customers increased by 73,000 to 6.8 million at end-2013. More than 86,000 customers became members. This means that seven out of ten customers will be able to be actively involved in the decisions affecting their local mutual bank at the general meetings for the 2013 fiscal year.



Total loan outstandings increased by €2.7 billion, reflecting chiefly a €2.4 billion or 3.1% rise in housing loans. Total loan outstandings came to €106.3 billion at December 31, 2013. Bank deposits increased by nearly €2.6 billion, bringing total deposits to almost €84.8 billion. New deposits on sight accounts and Livret Bleu savings accounts accounted for the bulk of this increase. Savings saw an equally healthy increase of 3.8% to €109.4 billion.



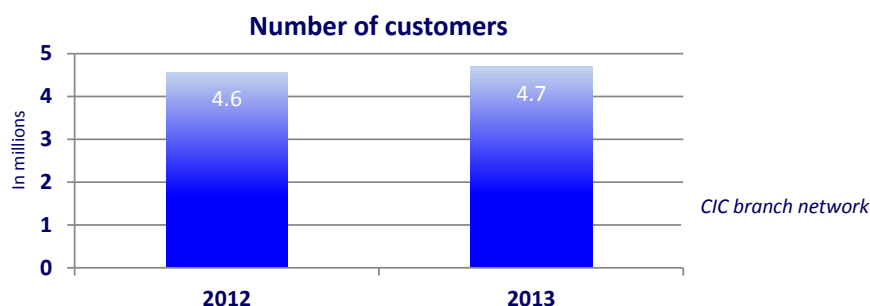
Net banking income for the mutual sector increased in line with that of retail banking as a whole, gaining 6.1% to €3,097 million compared with €2,919 million in 2012. The main drivers of this increase were the recovery of the interest margin (up 6.8%) and the increase in net fee income (up 6.9%), which together accounted for 36% of net banking income.

General operating expenses for the year ended December 31, 2013 remained tightly controlled at €1,965 million, up 0.4%. Net provision allocations/reversals for loan losses increased substantially, from €103.8 million to €136.1 million.

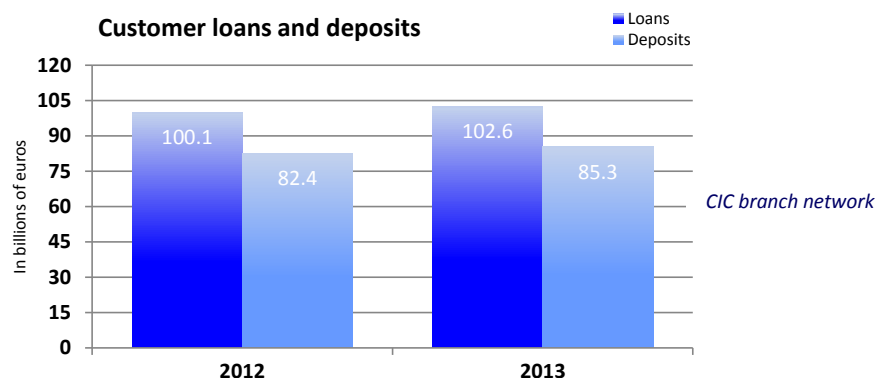
Net income increased by 14% to €646 million.

- **CIC**

Retail banking is also CIC's core business. The bank continued to extend its coverage in France, opening 15 new branches mainly in the Paris area and in the west and south-west of the country. This focus on growth and service quality at local level enabled CIC to win 120,000 new customers, bringing the total number to nearly 4.7 million.



Loan outstandings increased by €2.5 billion to €102.6 billion, driven mainly by investment loans and housing loans, which increased by 5.1% and 3.3%, respectively. Bank deposits saw a healthy 3.5% increase to €85.3 billion. Savings increased by 2.7% to €55.4 billion.



The network's NBI increased by 7% to €3,111 million. This mainly reflected the 9.5% rise in the interest margin and the 7.3% increase in net fee income, which together accounted for more than 45% of net banking income. General operating expenses totaled €2,066 million, while net provision allocations/reversals for loan losses came to €304 million (up €109 million).

The branch network's net income was €457 million, up 19% from 2012.

- **BECM**

The BECM banking network complements the Crédit Mutuel local mutual banks and works with the CIC branches in four main markets:

- large and mid-sized corporates;
- financing for real estate developers and investors, mainly in the residential sector;
- real estate companies that manage rental properties of a residential, commercial or services nature;
- flow management for large order-givers in the retail, transportation and services sectors.

Serving 18,000 customers, it has a 46-branch network extending from France and Germany to Saint Martin and including a Monaco subsidiary.

The lackluster economic environment and weak demand for credit from French businesses combined with a movement by real estate companies into bond issues led to a 3.4% decrease in loans granted to €10.1 billion.

The sturdy efforts of its employees enabled BECM to post a further significant increase in deposits, which rose 20.3% to €6.5 billion. Savings totaled €3.1 billion at December 31, 2013, up 2.6% from a year earlier.

The fall in the cost of deposits had a positive impact on the interest margin that, combined with a stable level of net fee income compared with 2012, fueled a 7% increase in net banking income to €207 million. General operating expenses remained tightly controlled at €75.4 million (up 1.6%), while net provision allocations/reversals for loan losses rose by nearly €7.7 million to €23.7 million. As a result, net income came to €66.3 million, an equivalent level to 2012.

- **CIC Iberbanco**

With 128 employees working in its 22 branches in Ile-de-France, the greater Lyon region and the south of France (Bordeaux, Midi-Pyrénées and Languedoc Roussillon), CIC Iberbanco acquired more than 6,700 new customers, bringing the total number to more than 40,000.

Customer funds invested in savings products increased by 9.3% to €481 million. Overall outstanding loans came to €394 million, an increase of more than 18%.

The insurance and telephony activities are trending favorably, with 16,672 (+17.5%) and 3,318 (+23.9%) contracts, respectively.

NBI increased by nearly 13.9% to €21.9 million. Net income totaled €2.2 million in 2013, compared with €1 million in 2012.

- **Targobank Germany**

The sustained growth in loan outstandings benefited in particular from a further increase in personal loan production, bringing them to €10.6 billion at December 31, 2013, up 4.5% from a year earlier. This asset growth was wholly refinanced by an increase in customer deposits, which climbed 6.3% to €11.3 billion.

The wealth management business is also growing. Savings totaled nearly €9 billion at December 31, 2013, up 7.2% from a year earlier.

These sound results stem from a strategy focusing on:

- the expansion of the sales network: eight branches were opened in 2013, bringing the number of sales outlets at the end of the year to 351.
- the gradual roll-out of an auto loan offering (€59 million in outstanding loans at December 31, 2013).

Another notable event in 2013 was the takeover of the retail banking activities of Valovis Bank AG. This acquisition, which will be completed in 2014, strengthens the bank's position in the vendor credit and credit card market. It will make Targobank Germany's third-largest credit card issuer.

As for results, NBI grew by 4.8% to €1,361 million, driven by the increase in loan outstandings and the recovery of the wealth management business. The bank's net income for the year ended December 31, 2013 was €323 million, up 17.7% from 2012.

- **Targobank Spain**

(Proportionally consolidated subsidiary whose contribution in the consolidated financial statements represents 50% of its net income)

General services bank Targobank Spain, in which BFCM and Banco Popular Espanol each own a 50% interest, has 125 branches located in Spain's main hubs of economic activity and 231,000 customers, more than 80% of whom are individuals. It manages 147 ATMs and 104,000 debit and credit cards.

Loan outstandings, the majority of which were housing loans, totaled more than €1.9 billion. Customer deposits totaled €1.6 billion.

NBI increased by 15.2% to €47 million. Stable general operating expenses and net provision allocations/reversals for loan losses helped raise net income for 2013 to €9.5 million.

Other retail banking businesses

These businesses include the specialized subsidiaries that market their products independently and/or through the CM11-CIC Group local mutual banks and branches: consumer credit, factoring, receivables management, leasing, fund management and employee savings.

The consumer credit division accounts for 80% of the revenues of this group, which generated net banking income of €1,465 million (up 3.1%) in the year ended December 31, 2013.

- **Consumer credit**

Cofidis group

Cofidis Participations, which is jointly held with Argosyn (formerly 3SI), creates, markets and manages an extensive line of financial services such as consumer credit, payment solutions and banking services (sight accounts, savings, online trading and investments). In that regard, it has three brands specializing in the marketing of financial products and services:

- Cofidis, a European online credit specialist based in France, Belgium, Italy, Spain, Portugal, Czech Republic, Hungary and Slovakia;
- Monabanq, the CM11-CIC Group's online bank;
- Créatis, a consumer credit consolidation specialist.

Sofemo, a former BFCM and CIC subsidiary, became part of the Cofidis Participations group in May 2013. This company focuses on installment payments and the development of vendor credit.

Loan outstandings including Sofemo totaled nearly €9 billion, up 3.2% at constant scope.

NBI increased by 0.5% to €1,137 million. General operating expenses rose by 2.5% on account of the information system convergence program. Net provision allocations/reversals for loan losses fell by 3.7%. As a result, net income came to €125 million, up 3.9%.

Banque Casino

(Proportionally consolidated subsidiary whose contribution in the consolidated financial statements represents 50% of its net income)

Banque Casino, which has been jointly held alongside Casino Group since July 2011, distributes credit cards, consumer credit and insurance products in the Géant Casino hypermarkets, Casino supermarkets and through the Cdiscount vendor site.

2013 notably saw both growth in the overall lending activity underpinned by a new four-installment payment offer for financing Cdiscount sales, and continued sound risk management. This enabled the bank to approach breakeven in 2013.

Network support businesses

- **Factoring and receivables management**

CM-CIC Factor is the Crédit Mutuel-CIC Group's customer receivables financing and management specialist.

For the fifth year running, CM-CIC Factor increased its market share, with:

- a 17% increase in the volume of receivables bought, to €21.4 billion;
- €1.6 billion in export revenues (up 13%);
- gross managed outstandings at end-2013 of €3.7 billion (up 30%) and more than 11,500 active customers.

It contributed €3.7 million to consolidated net income.

- **Leasing**

CM-CIC BAIL

In 2013, CM-CIC Bail generated virtually the same level of revenue as in 2012, thanks to the dynamism of the Crédit Mutuel and CIC networks, its activity with partner companies, and Bail Marine.

At end-2013, CM-CIC Bail was France's second-largest leasing company.

It contributed €35.7 million to consolidated net income, compared with €22 million in the year ended December 31, 2012.

CM-CIC LEASE

In 2013, in a relatively quiet market for commercial real estate transactions and new project launches, CM-CIC Lease's revenues grew by 18%, making it the second-biggest player in the market in terms of new leases granted.

It contributed €3.3 million to consolidated net income, up substantially from €0.5 million in the year ended December 31, 2012.

- **Fund management and employee savings**

CM-CIC AM

CM-CIC Asset Management, the Crédit Mutuel-CIC Group's asset management specialist, is the fifth-largest management company in the French market, with €58.7 billion in AUM (a 5.72% market share) and more than 1,000 internally and externally managed funds.

CM-CIC Epargne Salariale

CM-CIC Epargne Salariale, the Crédit Mutuel-CIC Group's employee savings specialist, managed assets worth €6.5 billion at December 31, 2013, representing a year-on-year increase of 6.2%. Since June 2013 it has been the sector's third-biggest player based on the number of accounts managed, while its contribution to net consolidated income rose sharply by nearly 60% to €3.4 million.

- **Real estate (CM-CIC Immobilier SAS)**

The CM-CIC Immobilier subsidiary markets building plots and housing through various companies, sells new houses and manages residential real estate for investors through CM-CIC Gestion and also invests jointly in real estate development projects.

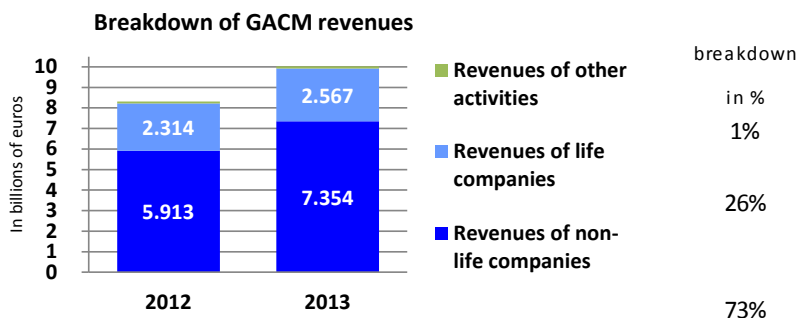
Insurance, the second business line

(€ million)	2013	2012	Change gross	Change constant scope
Net banking income	1,440	1,412	+2.0%	-1.9%
General operating expenses	(411)	(356)	+15.7%	+2.0%
Gross operating income	1,028	1,056	-2.6%	-3.2%
Income before tax	1,000	1,015	-1.5%	-2.1%
Net income	629	603	+4.2%	+3.4%

Crédit Mutuel created and developed bankinsurance starting in 1971. This longstanding experience now enables the insurance activity, which is carried out through Groupe des Assurances du Crédit Mutuel (GACM), to be fully integrated into the CM11-CIC Group commercially and technically. GACM serves more than 8.4 million policyholders who have subscribed 26.2 million contracts, up from 7.9 million policyholders and 24.8 million contracts in 2012.

2013 was marked by major legislative developments affecting the insurance sector. They included the reorganization of the supplementary health insurance market following the French multi-sector bargaining agreement (*Accord National Interprofessionnel*), the creation of life insurance contracts through Euro Croissance and Vie Génération and draft legislation on consumption.

The CM11-CIC Group's insurance business recorded exceptional results, with revenues rising by more than 21% and exceeding the €10 billion threshold for the first time. 2013 marked the first year in which the Spanish subsidiary Agrupacio was consolidated. At constant scope, premium income grew at a high rate (+18%).



In terms of the insurance activity, gross premium income on life insurance and insurance-based savings products rose by 30% to more than €6.1 billion. At constant scope, net premium income (after benefit payments to policyholders) totaled €1.8 billion and enabled the volume of life insurance and insurance-based savings products to increase by more than 5%.

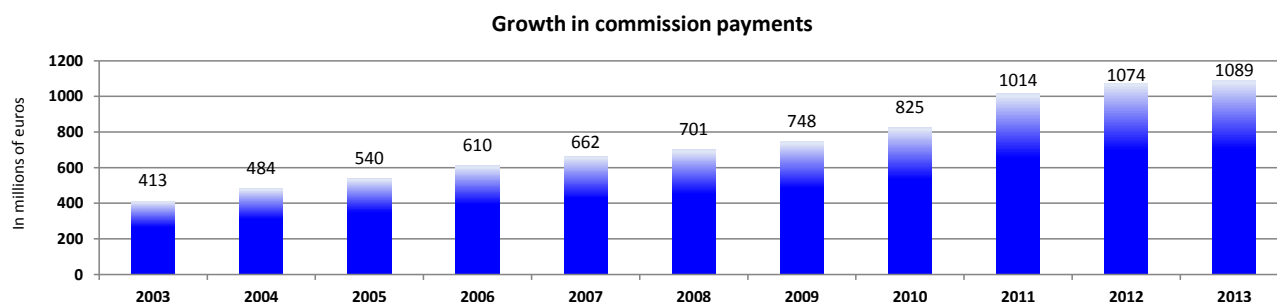
With revenues up 8.1% (+4.8% excluding Agrupacio), the property and casualty insurance business continued its steady growth. As in 2012, the auto and home insurance segments significantly outperformed the market average, posting respective gains of 5.7% and 10.0%. Personal insurance rose by 8.5% thanks to the integration of the Spanish subsidiary; excluding Agrupacio, it rose by 3.3%, in line with the previous year.



In terms of claims, the number of property insurance claims dipped despite the various weather-related events during the year. This trend was nevertheless overwhelmed by various factors that weighed on the 2013 underwriting accounts:

- legislative and regulatory changes;
- the low interest rate environment;
- the decision by the French guarantee fund for compulsory insurance (*Fonds de Garantie des Assurances Obligatoires – FGAO*) to cease indexing benefits payments to victims of auto accidents as of January 1, 2013;
- the setting of a 2.25% inflation rate to establish provisions for such cases;
- the impact of the discount rate on the provisioning expense.

Net insurance income therefore totaled €1,440 million (+2% gross increase) and GACM's net income was €629 million, a 4.2% gross increase. These results include €1,089 million in commission payments to the distribution network (+1.4% relative to 2012).



GACM finished the year 2013 with more than €8 billion in shareholders' equity, up 5.2%, and a sound balance sheet that positions it well for 2014 and the challenges ahead.

For 2014, the Group will focus on the implementation of its new medium-term plan, the launch its new home insurance product and the roll-out of a comprehensive line for sole proprietorships and companies.

Meanwhile, GACM will continue its international expansion, notably in Spain and Belgium. In Canada, GACM will support a major acquisition drive by Desjardins Assurances, which will enable DGAG (Desjardins Groupe d'Assurances Générales) to double in size and become Canada's second-largest insurer.

Corporate banking

<i>(€ million)</i>	2013	2012	Change
Net banking income	314	324	-3.2%
General operating expenses	(89)	(92)	-3.4%
Gross operating income	225	232	-3.1%
Income before tax	188	171	+9.6%
Net income	124	131	-5.5%

This division covers the financing of large corporates and institutional customers, value-added financing (project and asset, export, etc.), international activities and financing provided by foreign branches.

As expected, in 2013 the eurozone economy remained in the doldrums, recording only anemic growth. The leading French corporations with international operations sought new sources of growth in the emerging countries, whose growth slowed toward year-end.

This environment led companies to adopt a conservative approach toward investment and thereby dampened their demand for credit. As a result, the volume of new financing transactions was low, and most of them involved renewals at amounts often lower than before. Also, the disintermediation trend continued apace, mainly during the first half and notably with a sharp increase in private placements. The large corporates department therefore led or participated in several bond offerings.

The Group's financial strength favored further growth in deposits, both among large corporates as well as institutions. A dedicated sales team now markets all of the Group's placement products and services.

The business line therefore manages €12 billion in loans (-0.8%) and €8.7 billion in deposits (+56%).

Net banking income totaled €314 million (€324 million in 2012), with the decline due to lower margins following efforts to win new customers. General operating expenses and overall net provision allocations/reversals for loan losses fell by 3.4% and 38%, respectively. Net income was therefore €124 million, compared with €131 million at end-2012.

Capital markets and refinancing activities

<i>(€ million)</i>	2013	2012	Change
Net banking income	513	603	-15.0%
General operating expenses	(184)	(196)	-6.3%
Gross operating income	329	407	-19.2%
Income before tax	322	383	-15.9%
Net income	204	230	-11.3%

The capital markets activities of BFCM and CIC are combined in a single entity, CM-CIC Marchés, which performs CM11-CIC's refinancing and commercial and investment banking activities from offices in Paris and Strasbourg and branches in New York, London, Frankfurt and Singapore.

These transactions are recorded on two balance sheets:

- at BFCM, for the refinancing business;
- at CIC, for the commercial and investment banking businesses in fixed-income, equity and credit products.

The capital markets activities also include a stock market brokerage activity provided by CM-CIC Securities.

As of December 31, 2013, net banking income totaled more than €513 million (€603 million in 2012). General operating expenses and net provision allocations/reversals for loan losses contracted by 6.3% and 71%, respectively. Net income totaled €204 million, compared with €230 million at end-2012.

Private banking

<i>(€ million)</i>	2013	2012	Change
Net banking income	444	463	-4.0%
General operating expenses	(329)	(334)	-1.4%
Gross operating income	115	129	-10.8%
Income before tax	108	106	+1.5%
Net income	70	79	-11.3%

This segment develops know-how in financial management and estate planning, which is provided to business owners and their families and private investors.

The companies making up this business line operate both in France through CIC Banque Transatlantique and abroad through the subsidiaries Banque de Luxembourg, Banque CIC Suisse, Banque Transatlantique Luxembourg, Banque Transatlantique Belgium, Banque Transatlantique Londres, Banque Pasche and CIC Private Banking in Singapore.

In 2013, the business line managed €15.8 billion in bank deposits, unchanged from the previous year. Customer loans rose by nearly 14% to €8.6 billion. The business line therefore generated a €7.2 billion funding surplus made available to CM11-CIC. Savings totaled nearly €72 billion.

NBI was nearly €444 million, down from €463 million in 2012, mainly as a result of the drop in the interest margin. Net provision allocations/reversals for loan losses fell sharply to €8 million (a €22 million decline), it being noted that the 2012 result was still affected by a residual overhang of Greek sovereign debt. Nevertheless, net income fell by 11% to €70 million.

Private equity

<i>(€ million)</i>	2013	2012	Change
Net banking income	119	100	+19.0%
General operating expenses	(34)	(34)	-1.2%
Gross operating income	85	66	+29.5%
Income before tax	85	66	+29.3%
Net income	86	67	+26.9%

Private equity represents a key division in the Group's commercial strategy by helping to strengthen the equity capital of Crédit Mutuel and CIC's business customers over the medium to long term (seven to eight years). This business activity is carried out by CM-CIC Capital Finance, which has its head office in Paris and satellite offices in Lyon, Nantes, Lille, Bordeaux and Strasbourg, thereby ensuring close ties to customers. As of December 31, 2013, the portfolio consisted of 469 equity investments in companies and a few investment funds.

The division invested €200 million in 2013, with 83% of total investments (€1,716 million) in unlisted companies.

Net banking income totaled €119 million at end-2013 (+19%) and net income rose by 27% to €86 million.

Logistics

<i>(€ million)</i>	2013	2012	Change
Net banking income	1,293	1,240	+4.3%
General operating expenses	(1,135)	(1,093)	+3.9%
Gross operating income	159	147	+7.6%
Income before tax	152	136	+11.6%
Net income	79	80	-0.4%

This division comprises the purely logistical entities: intermediary holding companies, operating real estate held in specially designated companies, the Group's IT companies, El Telecom, Euro Protection Surveillance and the media division.

Net banking income for the logistics activity, which rose by 4.3% to €1,293 million in 2013, consists of sales margins for the IT, telephony and surveillance companies and on the services provided by CM-CIC Services, the net banking income of the logistics subsidiaries of Targobank Germany and Cofidis as well as the sales margin for the media division.

Overall, the entities making up the logistics activity generated net income of €79 million at end-2013, unchanged from 2012.

Conclusion

In an environment marked by widely contrasting challenges of an economic, social, technological, competitive and regulatory nature, among others, CM11-CIC Group focused on its development, adaptability and service quality. These requirements are key for the Group to maintain its identity and stand out from its competitors.

As the Group continues its mission of supporting the real economy by financing the projects of companies and individuals, it will also strive to strengthen its independence from financial markets by focusing on taking in new deposits.

Thanks to its directors and employees and their daily actions in the field, the Group is pursuing its mutual banking mission in order to always “support and serve” its share-owning member customers more effectively.

Audit procedures have been performed on the consolidated financial statements. The certification report will be issued following the finalization of additional procedures required for the publication of the annual financial report.

Financial information as of December 31, 2013 includes this press release and the specific information based on the recommendations of the Financial Stability Board and on sovereign risk exposures.

All financial communications are available on the web site: www.bfcm.creditmutuel.fr.

Person responsible for the information:

Frédéric Monot - Tel.: +33 (0)1 44 01 11 97 - frederic.monot@CMCIC.fr

CM11-CIC (*)

Key figures (**)

(in millions of euros)	December 31, 2013 CM11-CIC	December 31, 2012 CM11-CIC
------------------------	-------------------------------	-------------------------------

Business

Total assets	510 256	499 227
Loans and advances to customers, including lease-financing ⁽¹⁾	275 860	269 411
Epargne totale ⁽²⁾	523 716	498 739
- of which, customer deposits ⁽²⁾	226 474	213 624
- of which, insurance products	68 305	64 640
- of which, bank financial savings (under management and custody)	228 937	220 475

Shareholders' equity

Shareholders' equity and deeply subordinated debt	33 387	31 155
---	--------	--------

Employees, year end ⁽³⁾	65 430	65 863
Number of branches	4 669	4 675
Number of customers (in millions)	24,2	23,8

Financial results

Consolidated income statement (in millions of euros)	December 31, 2013	December 31, 2012
---	-------------------	-------------------

Net banking income	11 977	11 462
General operating expenses	-7 431	-7 341
Operating income before provisions	4 546	4 121
Net provision allocations/reversals for loan losses	-1 112	-1 081
Operating income after provisions	3 434	3 040
Net gains/losses on other assets and equity affiliates	2	-160
Income before tax	3 436	2 880
Corporate income tax	-1 222	-1 057
Net income	2 214	1 823
Net income attributable to owners of the company	2 011	1 622

* Consolidated results of the mutual banks of Cr dit Mutuel Centre Est Europe, Sud-Est, Ile-de-France, Savoie-Mont Blanc, Midi-Atlantique, Loire-Atlantique et Centre-Ouest, Centre, Normandie, Dauphin -Vivarais, M diterran en and Anjou, of their common federal bank, and of the Banque F d rative du Cr dit Mutuel and its main subsidiaries: ACM, BECM, IT, etc. and including CIC, TARGOBANK Germany, Cofidis, CIC Iberbanco and TARGOBANK Spain

** Figures not approved by the boards.

1. Including lease-financing

2 Issuance by the SFEF is not included in customer deposits

3 Employees at group-controlled entities

